

STEREO OPTICAL F.A.C.T.[®] RECORD FORM FOR THE FUNCTIONAL VISION ANALYZER[™]

NAME: _____ DATE: _____
 ADDRESS: _____ AGE: _____
 ADDRESS: _____ WEARING GLASSES: Y N
 ADMINISTRATOR: _____ CONTACT LENSES: Y N

DIAL AT 01: FAR ACUITY MONOCULAR

LINE/ ACUITY	LEFT	RIGHT
5 20/160	DRCHV	RVCSH
6 20/125	CKNRD	CKDZR
7 20/100	SHZDO	OVRHK
8 20/80	RODVC	NRVKO
9 20/63	KRHSD	KSNDK
10 20/50	COSZH	VHCRD
11 20/40	ZCVOR	DSRKH
12 20/32	CRDVH	KRSND
13 20/25	DCVHS	SZVHO
14 20/20	KVSCR	HRCNS
15 20/16	OCNKD	ZCVNO
16 20/12.5	DKCVZ	OKZHC

DIAL AT 02: FAR ACUITY BINOCULAR

LINE/ ACUITY	BOTH EYES
5 20/160	SCNZV
6 20/125	CSHDN
7 20/100	ONKCH
8 20/80	CVZHO
9 20/63	VCHON
10 20/50	RDCZK
11 20/40	HOSDR
12 20/32	RSOVH
13 20/25	NOKDR
14 20/20	ZHSOK
15 20/16	CDKVH
16 20/12.5	HKDCO

DIAL AT 03: NEAR ACUITY MONOCULAR

LINE/ ACUITY	LEFT EYE	RIGHT EYE
5 20/160	RDKVC	SCNZV
6 20/125	VOSDR	CSHDN
7 20/100	OZCRS	ONKCH
8 20/80	COKRN	CVZHO
9 20/63	ZHSKO	VCHON
10 20/50	CVDHK	RDCZK
11 20/40	RHODS	HOSDR
12 20/32	ONVCZ	RSOVH
13 20/25	HDRVC	NOKDR
14 20/20	KRNSD	ZHSOK
15 20/16	CZDVK	CDKVH
16 20/12.5	HDKCN	HKDCO

DIAL AT 04: NEAR ACUITY BINOCULAR

LINE/ ACUITY	BOTH EYES
5 20/160	RDKVC
6 20/125	VOSDR
7 20/100	OZCRS
8 20/80	COKRN
9 20/63	ZHSKO
10 20/50	CVDHK
11 20/40	RHODS
12 20/32	ONVCZ
13 20/25	HDRVC
14 20/20	KRNSD
15 20/16	CZDVK
16 20/12.5	HDKCN

DIAL AT 05 through 09: Functional Acuity Contrast Test Charts on Reverse Side

DIAL AT 07: FIVE F.A.C.T. SLIDE - LINE C CATARACT FUNCTIONAL DISABILITY TEST

	Pass	Fail
Left	<input type="checkbox"/>	<input type="checkbox"/>
Right	<input type="checkbox"/>	<input type="checkbox"/>

<p>NIGHT WITHOUT GLARE Target = 3cd/m²</p>	<p>NIGHT WITH GLARE Target = 3cd/m² Glare Test 1 = Lux</p>	<p>DAY WITHOUT GLARE Target = 85cd/m²</p>	<p>DAY WITH GLARE Target = 85cd/m² Glare Test = Lux</p>
<p>9 </p> <p>8 </p> <p>7 </p> <p>6 </p> <p>5 </p> <p>4 </p> <p>3 </p> <p>2 </p> <p>1 </p>	<p>9 </p> <p>8 </p> <p>7 </p> <p>6 </p> <p>5 </p> <p>4 </p> <p>3 </p>	<p>9 </p> <p>8 </p> <p>7 </p> <p>6 </p> <p>5 </p> <p>4 </p> <p>3 </p> <p>2 </p> <p>1 </p>	<p>9 </p> <p>8 </p> <p>7 </p> <p>6 </p> <p>5 </p> <p>4 </p> <p>3 </p> <p>2 </p> <p>1 </p>
C	C	C	C

If the subject fails in any gray shaded area, a full contrast sensitivity test should be given.

DIAL AT 10: DEPTH PERCEPTION - FAR

1-B	2-L	3-B	4-T	5-T	6-L	7-R	8-L	9-R
400	200	100	70	50	40	30	25	20

DIAL AT 11: COLOR PERCEPTION - FAR

A-12	B-5	C-26	D-6	E-16	F-BLANK
PASS					FAIL

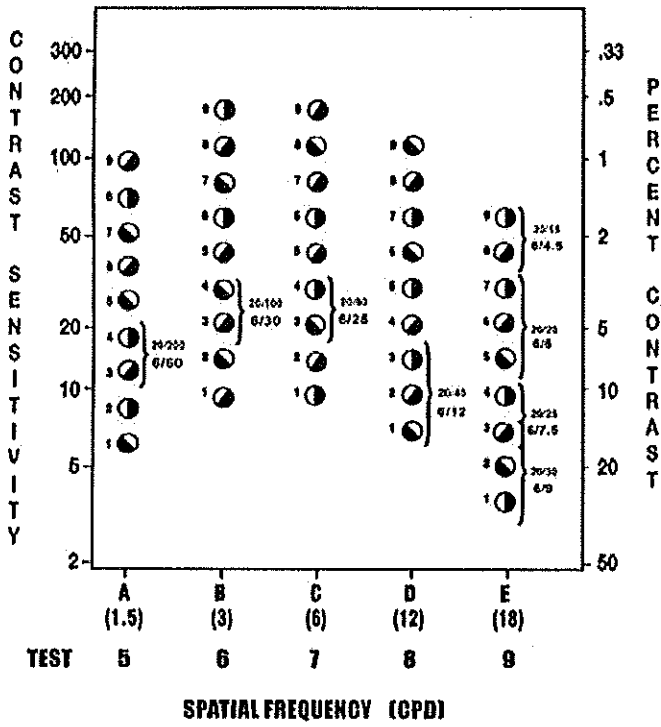
DIAL AT 12: FAR ACUITY MONOCULAR

LINE ACUITY	LEFT EYE	RIGHT EYE
5 20/160	DRCHV	RVCSH
6 20/125	CKNRD	CKDZR
7 20/100	SHZDO	OVRHK
8 20/80	RODVC	NRVKO
9 20/63	KRHSD	KSNDK
10 20/50	COSZH	VHCRD
11 20/40	ZCVOR	DSRKH
12 20/32	CRDVH	KRSND
13 20/25	DCVHS	SZVHO
14 20/20	KVSCR	HRCNS
15 20/16	OCNKD	ZCVNO
16 20/12.5	DKCVZ	OKZHC

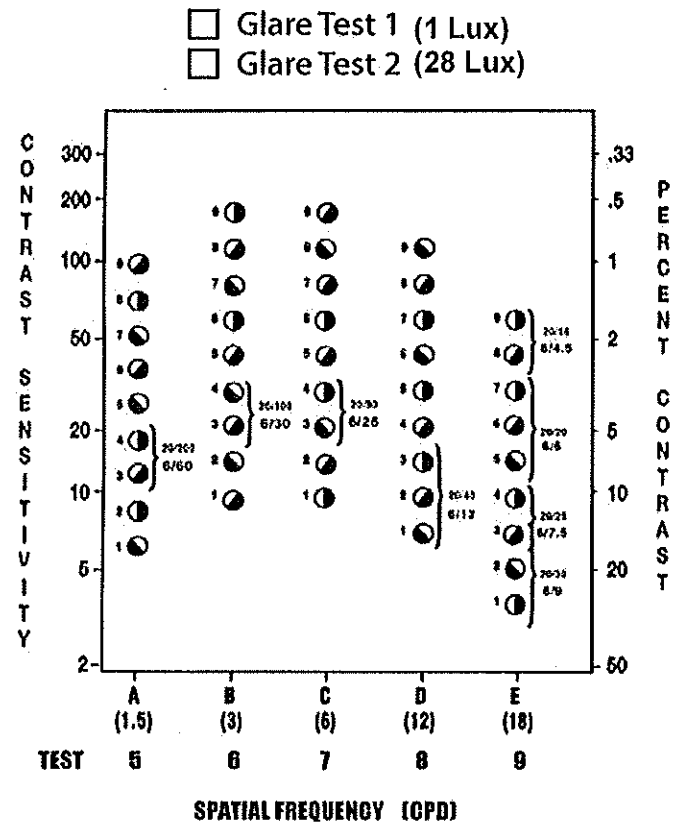


1.800.344.9500 / 1.773.867.0380 / Fax: 1.773.867.0388
 sales@stereooptical.com / www.stereooptical.com
 8600 W. Catalpa Ave., Suite 703
 Chicago, IL 60656

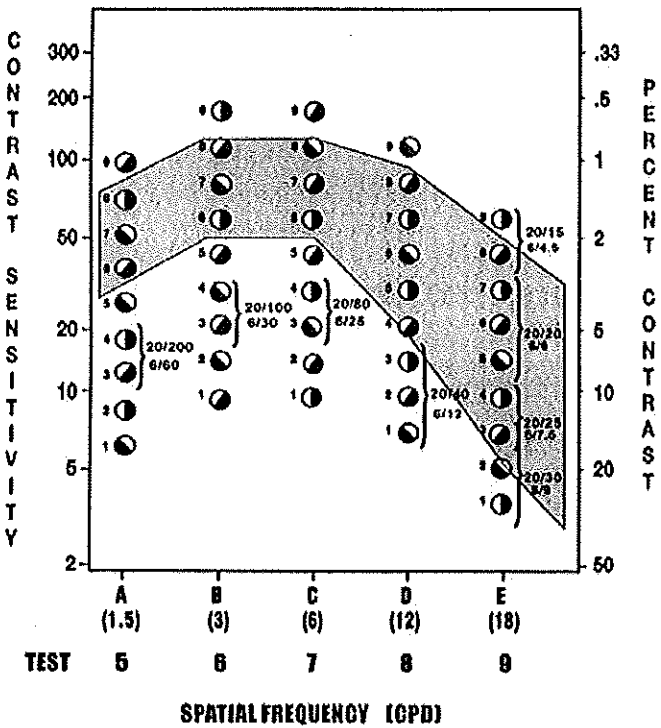
NIGHT TESTING WITHOUT GLARE



NIGHT TESTING WITH GLARE



DAY TESTING WITHOUT GLARE



DAY TESTING WITH GLARE

